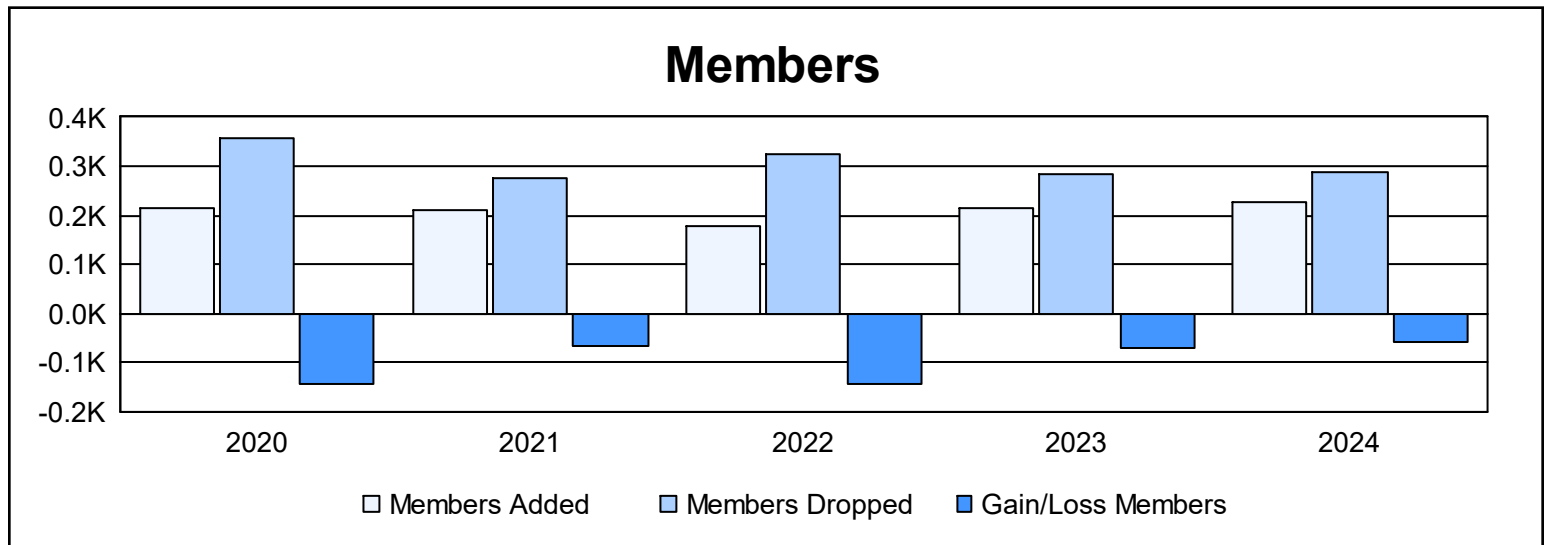
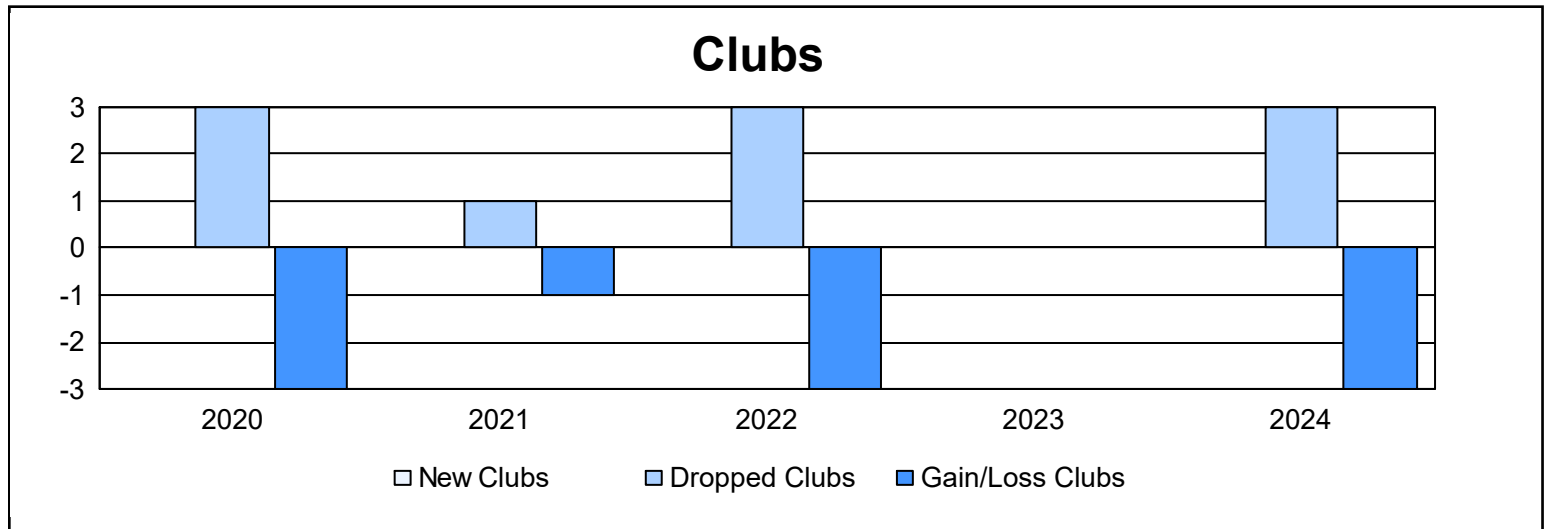
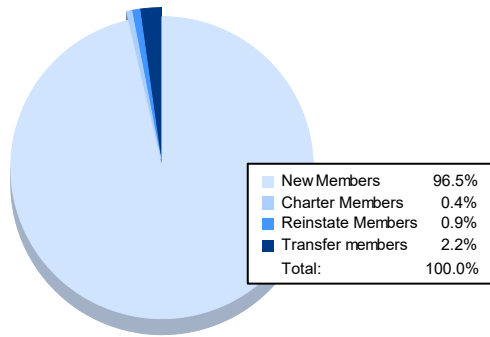


Year	New Clubs	Dropped Clubs	Gain/ Loss Clubs	New Members	Charter Members	Reinstate Members	Transfer Members	Total Member Added	Total Members Dropped	Gain/ Loss Members
2019-2020	0	3	-3	196	1	1	17	215	358	-143
2020-2021	0	1	-1	193	0	3	15	211	277	-66
2021-2022	0	3	-3	173	0	3	3	179	324	-145
2022-2023	0	0	0	196	0	8	10	214	285	-71
2023-2024	0	3	-3	219	1	2	5	227	287	-60
<b>Average</b>	<b>0</b>	<b>2</b>	<b>-2</b>	<b>195</b>	<b>0</b>	<b>3</b>	<b>10</b>	<b>209</b>	<b>306</b>	<b>-97</b>



### Membership Composition June 2024 Cumulative



### Gender Composition June 2024 Cumulative

